

# **GURJAR KARAMCHARI ADHIKARI KALYAN PARISHAD**

Metro Enclave, R-3, B2 Bypass Road, Sitabari, Tonk Road, Jaipur, Rajasthan 302018

## **Subject: Submission of Tenders for Electrical Works**

**Dear All,**

Please find attached the tender documents for Electrical Works at our project.

### **Key Details:**

- **Date of tender Issue:** 21<sup>st</sup> April 2026
- **Last Date of Submission:** 27<sup>th</sup> April 2026, upto 5:00 PM
- **Place of Submission:** GKAP, Metro Enclave, R-3, B2 Bypass Road, Sitabari, Tonk Road, Jaipur, Rajasthan 302018

### **Contact Persons for Queries:**

1. Mr. Mangal Singh Gurjar - 9413385670
2. Mr. Jagdish Singh Gujrar - 9413418078
3. Mr. Rameshwar Gurjar - 9413342174

Kindly submit your sealed tender before the due date. Late submissions will not be accepted.

**Regards,**

**TEAM**

**GKAP**

# ELECTRICAL WORK

---

**For Electrical Works (Only Labour Charges with T&P)**

**Project: Commercial Project (GKAP), Jaipur, Rajasthan**

## 1. NOTICE INVITING TENDER (NIT)

Sealed tenders are invited from reputed, experienced, and eligible Electrical Contractors for carrying out electrical works (labour charges with T&P only) at **our Commercial Project (GKAP), Jaipur, Rajasthan**.

## 2. SCOPE OF WORK

The contractor shall execute the following works as per drawings, specifications, and instructions of the Architect/MEP Consultant/Project In-charge:

- Conduiting in slab, wall surface, and floors.
- Wiring of plug & power points, AC, TV/DTH cabling, EPBAX & Security System cabling, Telephone cabling, PA System, Fire Alarm System, switch boxes, etc.
- Fixing of switches, sockets, fan regulators, lights, fans, exhaust fans, and other fixtures.
- DB fixing, sub-main laying, MCB fixing & termination, fixing of cable trays, laying of earth strips in electrical shafts, and sub-main cables.
- Cabling and connection of lifts, panels, earthing & lightning arrestors.
- Laying of LT cables from transformers to LT panels, meter panels, terminations, and earth strips.
- Installation of outdoor lighting poles and fancy lights in external areas.

| S.No. | Descriptions      | AREA (In Sq.Ft.) | Quoted Rate Per Sq. Ft. | Amount | Remarks |
|-------|-------------------|------------------|-------------------------|--------|---------|
| 1     | BASEMENT AREA     | 5259             |                         |        |         |
| 2     | GROUND FLOOR AREA | 5710             |                         |        |         |
| 3     | MEZZANINE FLOOR   | 2488             |                         |        |         |
| 4     | FIRST FLOOR AREA  | 5868             |                         |        |         |
| 5     | SECOND FLOOR AREA | 6003             |                         |        |         |
| 6     | THIRD FLOOR AREA  | 5910             |                         |        |         |
| 7     | FOURTH FLOOR AREA | 5910             |                         |        |         |
|       | AREA              |                  |                         |        |         |

|    |                                        |              |  |  |
|----|----------------------------------------|--------------|--|--|
| 8  | FIFTH FLOOR AREA                       | 5910         |  |  |
| 9  | SIXTH FLOOR AREA                       | 5910         |  |  |
| 10 | G.ROOM + STP TANK<br>+ U.G. WATER TANK | 1570         |  |  |
| 11 | MUMTY + W.TANK +<br>PROJECTIONS        | 1730         |  |  |
|    | <b>Total Area</b>                      | <b>52268</b> |  |  |

### 3. PAYMENTTERMS

Payment shall be released as per the following schedule against certification of PMC/Engineer-in-Charge:

- Wall Conduiting – 10%
- Box Fitting – 10%
- Wiring of All Points – 15%
- Switch Plate and MCB Fixing – 15%
- External Conduiting, Wiring & Cabling – 15%
- LT Work – 20%
- Fixing of Light Fixtures, Fans, Exhaust Fans – 10%
- On Completion, Testing & Handover – 5%

### 4. SPECIAL NOTES

- GST extra as applicable.
- Scaffolding to be arranged by the contractor.
- Storage facility & shelter for workers will be provided by client.
- Rework due to design change will be paid extra.
- Electrical work in false ceiling: \_\_\_\_\_per sqft extra.
- Electricity at one point free of cost internal distribution by contractor.
- All civil works (trench, earth pit chamber, transformer foundation, etc.) by client.
- Temporary lighting during night to be arranged by contractor.
- HT cable laying, shifting/placing transformer, DG sets, panels in client's scope.
- Earthing & LA payment only after successful testing as per IS codes.
- Safety norms at site to be strictly followed.
- Electric conduit work in roof slabs has been carried out by the client, for that area Payment a recovery of RS.2.50/- per sq.ft Shall be done for the due payment of the firm. (GF, Mez. Floor, 3<sup>rd</sup> to 6<sup>th</sup> Floor Roof Area)

## 5. TERMS & CONDITIONS

- Defect liability period : 12 months any defect liability period must be rectified within 7 days.
- Contractor to deploy experienced Site Engineer & adequate manpower.
- Contractor to arrange all required licenses, insurances, ESI/PF compliances if required.
- Poor quality/defective work must be rectified by contractor at own cost.
- Retention @ 5% will be deducted from each RA bill, payable after defect liability period.
- TDS applicable as per law.
- RA bills to be paid within 7–10 days after verification.
- All damages to building during work to be made good by contractor.
- No escalation of rates allowed.
- Disputes subject to arbitration by President (Project), whose decision shall be final.
- Contractor to mobilize at site within 2–3 days of intimation.
- Work to be executed in coordination with other agencies.
- Jurisdiction: Jaipur only.

## 6. ELIGIBILITY CRITERIA

Bidders must have:

- Valid electrical contractor license.
- Experience in similar projects.
- GST registration.
- Skilled manpower availability (at least one local person).

## 7. SUBMISSION OF TENDER

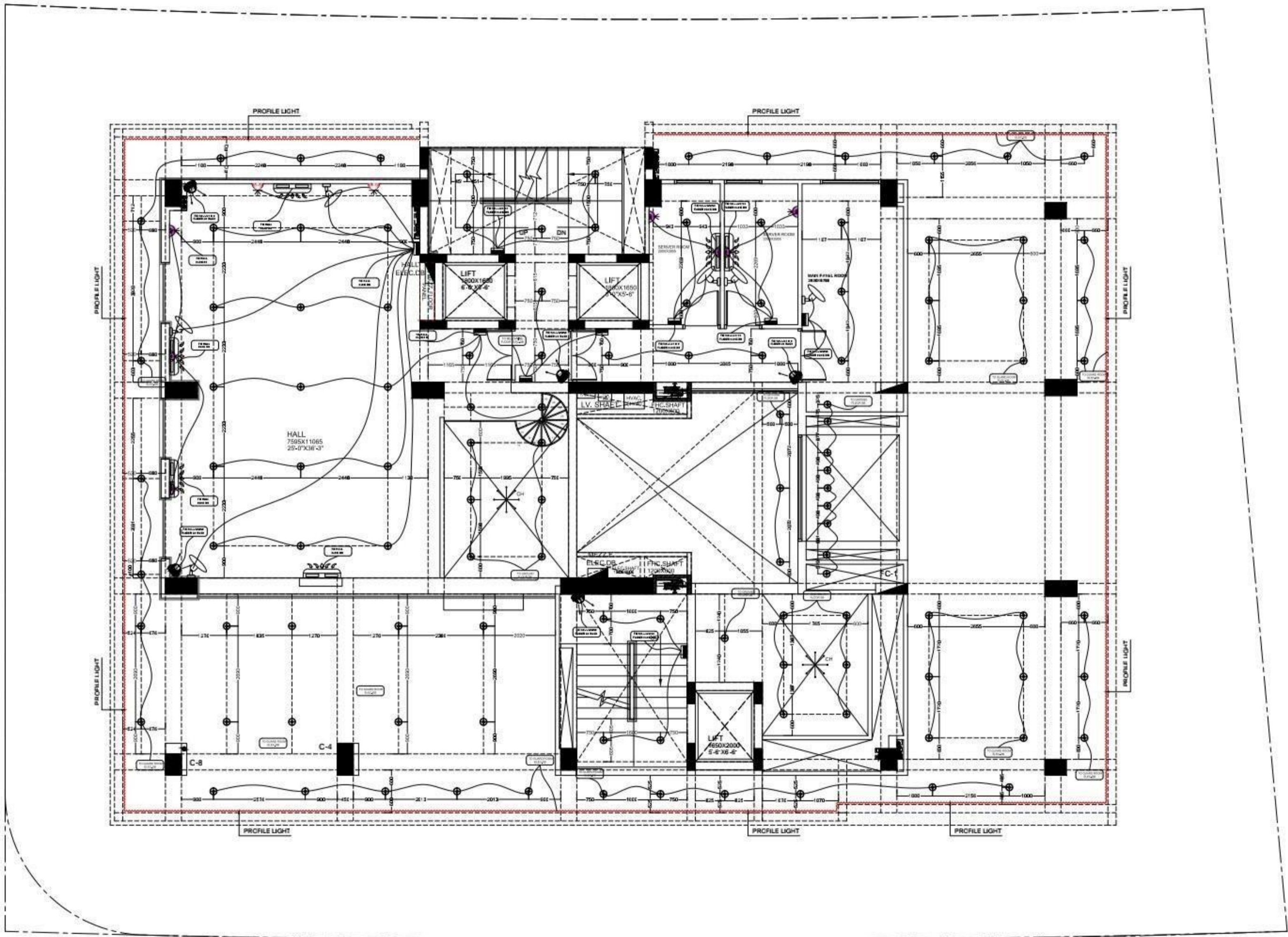
The bidders are required to submit their sealed tender containing:

1. Technical Bid (Company profile, credentials, license copies, manpower details).
2. Financial Bid (Quoted rate per sqft built-up area).

Offered By: \_\_\_\_\_

\_\_\_\_\_  
(Contractor) GSTN:





| LEGEND |                                            |
|--------|--------------------------------------------|
| SYMBOL | DESCRIPTION                                |
|        | DISTRIBUTION BOX                           |
|        | SWITCH BOARD (6A SOCKET & SWITCHES) (+40') |
|        | 16 A POWER SOCKET WITH SWITCH (+24')       |
|        | 6A SOCKET WITH SWITCH (+24')               |
|        | DOME CAMERA                                |
|        | CEILING LIGHT                              |
|        | CEILING LIGHT (5x1')                       |
|        | SPLIT AC                                   |
|        | MIRROR LIGHT                               |
|        | WALL BRACKET LIGHT                         |
|        | WALL FAN                                   |
|        | EXHAUST FAN                                |
|        | 3x1.5 SQMM LIGHT CONTROL CU. WIRE          |
|        | 3x1.5 SQMM LIGHT CONTROL UPS WIRE          |
|        | 3x2.5 SQMM CU. WIRE FOR LPS LIGHT CIRCUIT  |
|        | 3x2.5 SQMM CU. WIRE FOR AC IDU             |
|        | 3x4.0 SQMM CU. WIRE FOR POWER CIRCUIT      |
|        | 3x2.5 SQMM CU. WIRE FOR LIGHT CIRCUIT      |
|        | CAT-6 LAN WIRE RJ-45 JACK TO LAN SWITCH    |
|        | 2 PAIR TELEPHONE WIRE RJ-11 JACK TO TTB    |
|        | RG-6 TV CABLE SET-UP BOX TO TV SPLITTER    |
|        | CAT-6 CCTV CABLE CCTV CAMERA TO NVR        |

MEP CONSULTANT :-  
**cube consultant**  
 A-8, PATH NO. 4, JAMUNA NAGAR,  
 SODALA, JAIPUR-302006  
 MAIL :- cubemep@gmail.com  
 PH. NO. +91 141 2221089, 9214308430.

|                           |                 |                  |
|---------------------------|-----------------|------------------|
| DEALT BY<br>MANISH MEWARA | REVISION<br>R-0 | DATE: 02-09-2025 |
|---------------------------|-----------------|------------------|

|        |  |
|--------|--|
| DWG NO |  |
|--------|--|

| NO. | DATE | DESCRIPTION |
|-----|------|-------------|
|-----|------|-------------|

REVISIONS  
 PROJECT TITLE:  
**PROPOSED INSTITUTION LAYOUT**  
 METRO ENCLAVE, AT 6 2 BYPASS ROAD, JAIPUR.

CLIENT:  
 G.K.A.P.

ARCHITECT:  
**ADS** ARCHITECTURAL DESIGN & SERVICES  
 E-46, HANUMAN PATH, SHYAM NAGAR  
 NEW SANGHER ROAD, JAIPUR.  
 Ph: 0141-4013343, 4043343  
 e-mail: ads.design78@yahoo.co.in

DRG. TITLE:  
**GROUND FLOOR  
 ELECTRICAL LAYOUT**

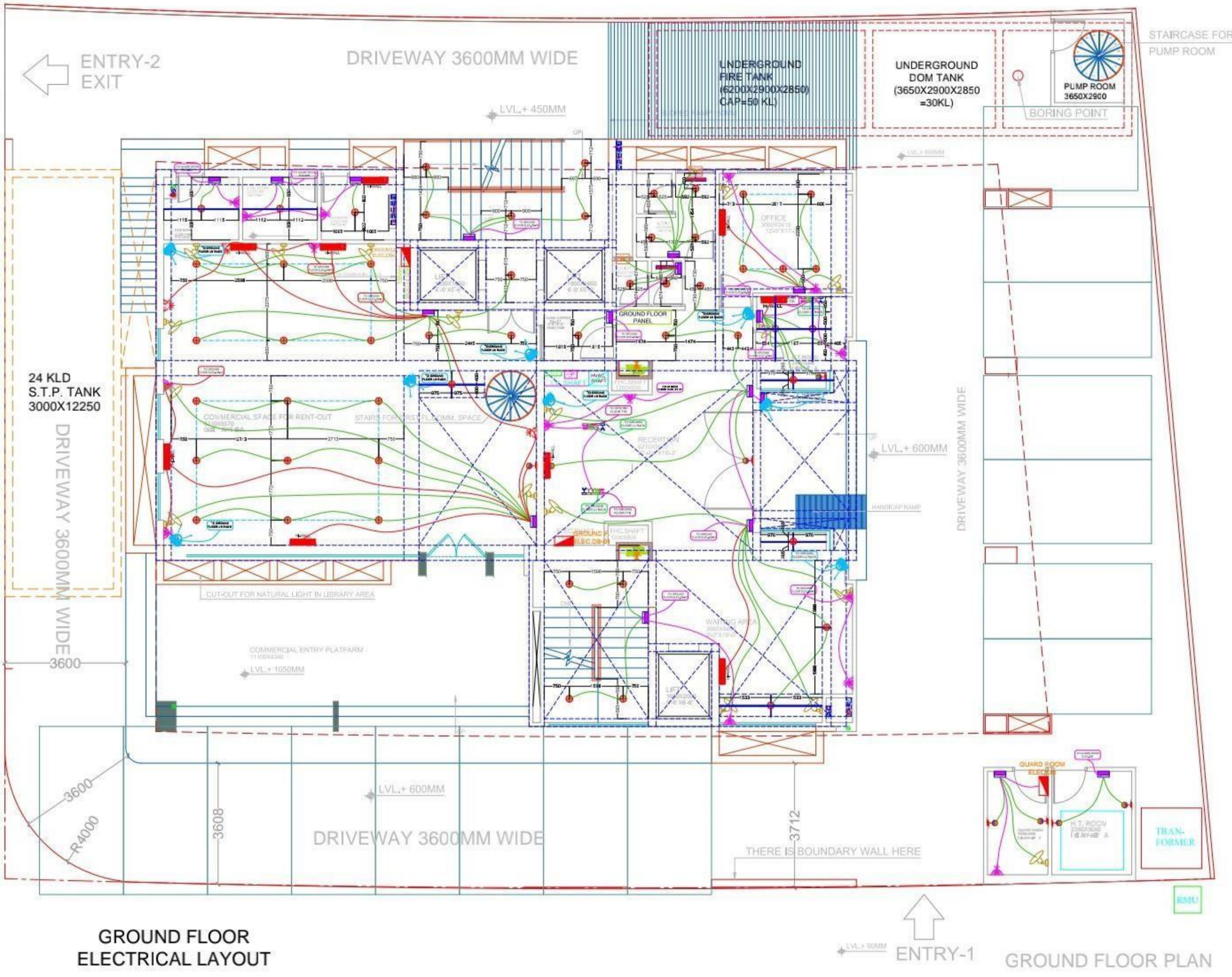
CHKD BY:  
 LOKESH JOSHI

DRN BY:  
 G.S. CHAUHAN

FILE NAME:  
 DEXTERIOR PROJECT/GKAP

|                 |                            |
|-----------------|----------------------------|
| SCALE:<br>N T S | DRG.No.<br>2024/03/GKAP/20 |
|-----------------|----------------------------|

|                     |           |                 |
|---------------------|-----------|-----------------|
| DATE:<br>05/09/2025 | NORTH<br> | SHEET NO.<br>20 |
|---------------------|-----------|-----------------|



**GROUND FLOOR ELECTRICAL LAYOUT**

**GROUND FLOOR PLAN**

| LEGEND             |                                                                                                                                                     |
|--------------------|-----------------------------------------------------------------------------------------------------------------------------------------------------|
| SYMBOL             | DESCRIPTION                                                                                                                                         |
| [Red Box]          | DISTRIBUTION BOX                                                                                                                                    |
| [Purple Box]       | SWITCH BOARD (6A SOCKET & SWITCHES) (+40')                                                                                                          |
| [Red Triangle]     | 16 A POWER SOCKET WITH SWITCH (+24')                                                                                                                |
| [Red Square]       | 6A SOCKET WITH SWITCH (+24')                                                                                                                        |
| [Blue Circle]      | DOME CAMERA                                                                                                                                         |
| [Red Circle]       | CERILING LIGHT                                                                                                                                      |
| [Red Square]       | CERILING LIGHT (TV)                                                                                                                                 |
| [Purple Square]    | MIRROR LIGHT                                                                                                                                        |
| [Red Square]       | WALL BRACKET LIGHT                                                                                                                                  |
| [Yellow Square]    | WALL FAN                                                                                                                                            |
| [Blue Square]      | EXHAUST FAN                                                                                                                                         |
| [Green Line]       | 25sq. AA Socket Control by 1No. 16A Switch, 1No. 16A 9Pin Socket Control by 1No. 16A Switch, 1No. Telephone Jack & 1No. DATA Jack for Computer Port |
| [Red Line]         | 3 x 1.5 SQMM LIGHT CONTROL CU. WIRE                                                                                                                 |
| [Green Line]       | 3 x 1.5 SQMM LIGHT CONTROL UPS WIRE                                                                                                                 |
| [Blue Line]        | 3 x 2.5 SQMM CU. WIRE FOR UPS LIGHT CIRCUIT                                                                                                         |
| [Purple Line]      | 3 x 4.0 SQMM CU. WIRE FOR POWER CIRCUIT                                                                                                             |
| [Orange Line]      | 3 x 2.5 SQMM CU. WIRE FOR LIGHT CIRCUIT                                                                                                             |
| [Yellow Line]      | CAT-6 LAN WIRE RJ-45 JACK TO LAN SWITCH                                                                                                             |
| [Pink Line]        | 2 PAIR TELEPHONE WIRE RJ-11 JACK TO TDR                                                                                                             |
| [Light Blue Line]  | RG-6 TV CABLE SETUP BOX TO TV SPLITTER                                                                                                              |
| [Light Green Line] | CAT-6 CCTV CABLE CCTV CAMERA TO NVR                                                                                                                 |

MEP CONSULTANT :-  
**cube consultant**  
 A-8, PATH NO. 4, JAMUNA NAGAR,  
 SODALA, JAIPUR-302006  
 MAIL :- cubemep@gmail.com  
 PH. NO. +91 141 2221089, 9214308430.

|                           |                 |                  |
|---------------------------|-----------------|------------------|
| DEALT BY<br>MANISH MEWARA | REVISION<br>R-0 | DATE: 02-09-2025 |
|---------------------------|-----------------|------------------|

| NO. | DATE | DESCRIPTION |
|-----|------|-------------|
|     |      |             |
|     |      |             |
|     |      |             |

**REVISIONS**

PROJECT TITLE:  
**PROPOSED INSTITUTION LAYOUT**  
 METRO ENCLAVE, AT 6 2 BYPASS ROAD, JAIPUR.

CLIENT:  
 G.K.A.P.

ARCHITECT:  
**ADS** ARCHITECTURAL DESIGN & SERVICES  
 E-46, HANUMAN PATH, SHYAM NAGAR  
 NEW SANGANER ROAD, JAIPUR.  
 Ph: 0141-4013343, 4043343  
 e-mail: adsdesign78@yahoo.co.in

DRG TITLE:  
**MEZZANINE FLOOR ELECTRICAL LAYOUT**

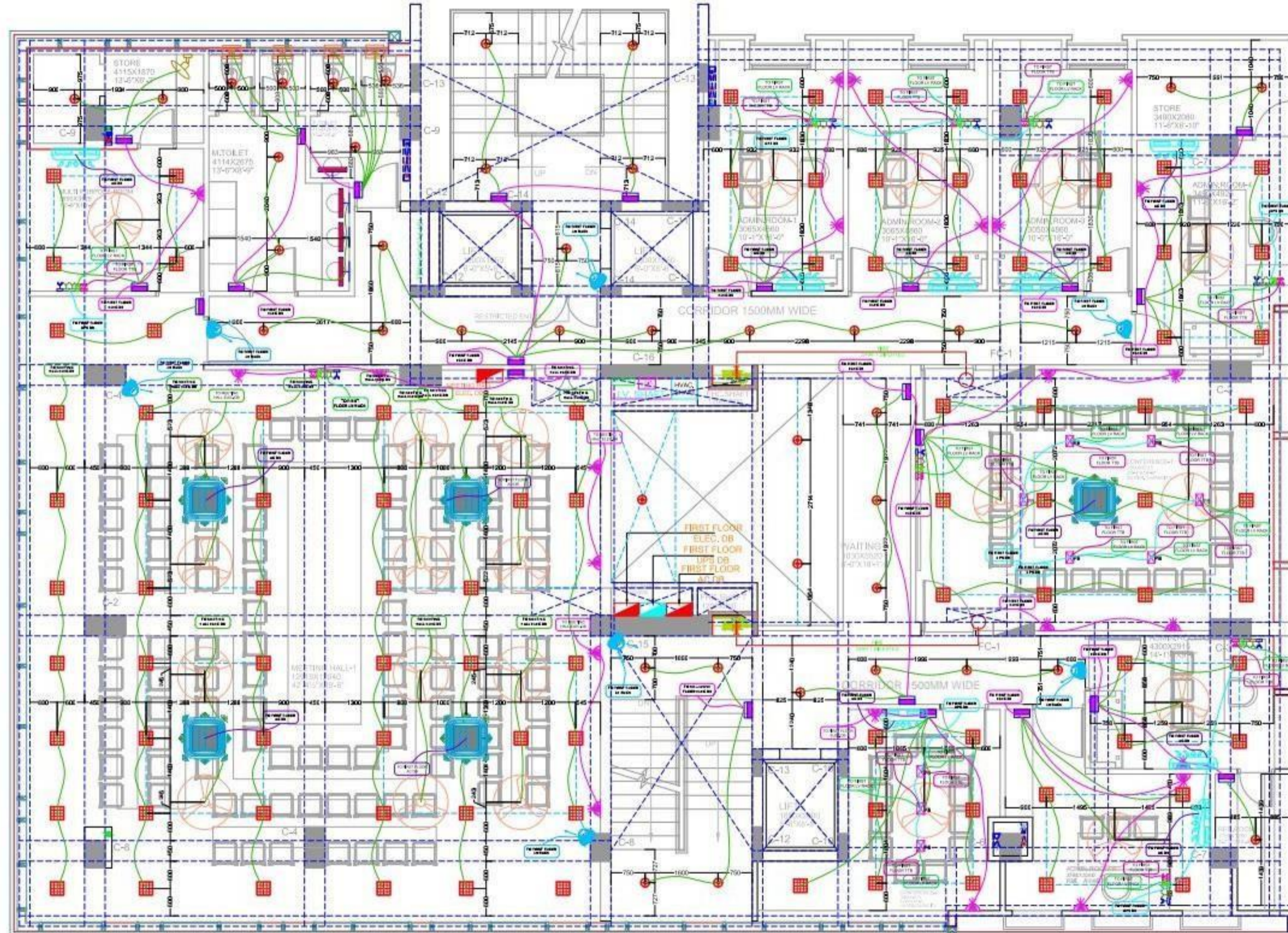
CHKD BY:  
 LOKESH JOSHI

DRN BY:  
 G.S. CHAUHAN

FILE NAME:  
 D\EXTERIOR PROJECT\GKAP

|                 |                           |
|-----------------|---------------------------|
| SCALE:<br>N T S | DRG.No.<br>2024/03/GKAP18 |
|-----------------|---------------------------|

|                     |           |                 |
|---------------------|-----------|-----------------|
| DATE:<br>04/09/2025 | NORTH<br> | SHEET NO.<br>18 |
|---------------------|-----------|-----------------|



# FIRST FLOOR ELECTRICAL LAYOUT



| LEGEND |                                             |
|--------|---------------------------------------------|
| SYMBOL | DESCRIPTION                                 |
|        | DISTRIBUTION BOX                            |
|        | SWITCH BOARD (6A SOCKET & SWITCHES) (+40')  |
|        | 16 A POWER SOCKET WITH SWITCH (+24')        |
|        | 6A SOCKET WITH SWITCH (+24')                |
|        | DOME CAMERA                                 |
|        | CEILING LIGHT                               |
|        | CEILING LIGHT (1X1')                        |
|        | SPLIT AC                                    |
|        | MIRROR LIGHT                                |
|        | WALL BRACKET LIGHT                          |
|        | WALL FAN                                    |
|        | EXHAUST FAN                                 |
|        | 3 x 1.5 SQMM LIGHT CONTROL CU. WIRE         |
|        | 3 x 1.5 SQMM LIGHT CONTROL UPS WIRE         |
|        | 3 x 2.5 SQMM CU. WIRE FOR UPS LIGHT CIRCUIT |
|        | 3 x 2.5 SQMM CU. WIRE FOR AC/IDU            |
|        | 3 x 4.0 SQMM CU. WIRE FOR POWER CIRCUIT     |
|        | 3 x 2.5 SQMM CU. WIRE FOR LIGHT CIRCUIT     |
|        | CAT-6 LAN WIRE RJ-45 JACK TO LAN SWITCH     |
|        | 2 PAIR TELEPHONE WIRE RJ-11 JACK TO TTB     |
|        | RG-6 TV CABLE SETUP BOX TO TV SPLITTER      |
|        | CAT-6 CCTV CABLE CCTV CAMERA TO NVR         |

MEP CONSULTANT :-  
**cube consultant**  
 A-8, PATH NO. 4, JAMUNA NAGAR,  
 SODALA, JAIPUR-302006  
 MAIL: - cubemep@gmail.com  
 PH. NO. +91 141 2221089, 9214308430.

|                           |                 |                  |
|---------------------------|-----------------|------------------|
| DEALT BY<br>MANISH MEWARA | REVISION<br>R-0 | DATE: 11-11-2025 |
|---------------------------|-----------------|------------------|

|        |  |
|--------|--|
| DWG NO |  |
|        |  |
|        |  |
|        |  |
|        |  |

| NO. | DATE | DESCRIPTION |
|-----|------|-------------|
|-----|------|-------------|

**REVISIONS**

PROJECT TITLE:  
**PROPOSED INSTITUTION LAYOUT**  
 METRO ENCLAVE, AT B-2 BYPASS ROAD, JAIPUR.

CLIENT:  
 G.K.A.P.

ARCHITECT:  
**ADS** ARCHITECTURAL DESIGN & SERVICES  
 E-68, HANUMAN PATHI, SHYAM NAGAR,  
 NEW SANGANER ROAD, JAIPUR,  
 Ph: 0141-4013343, 4043343  
 e-mail: adsdesign07@yahoo.co.in

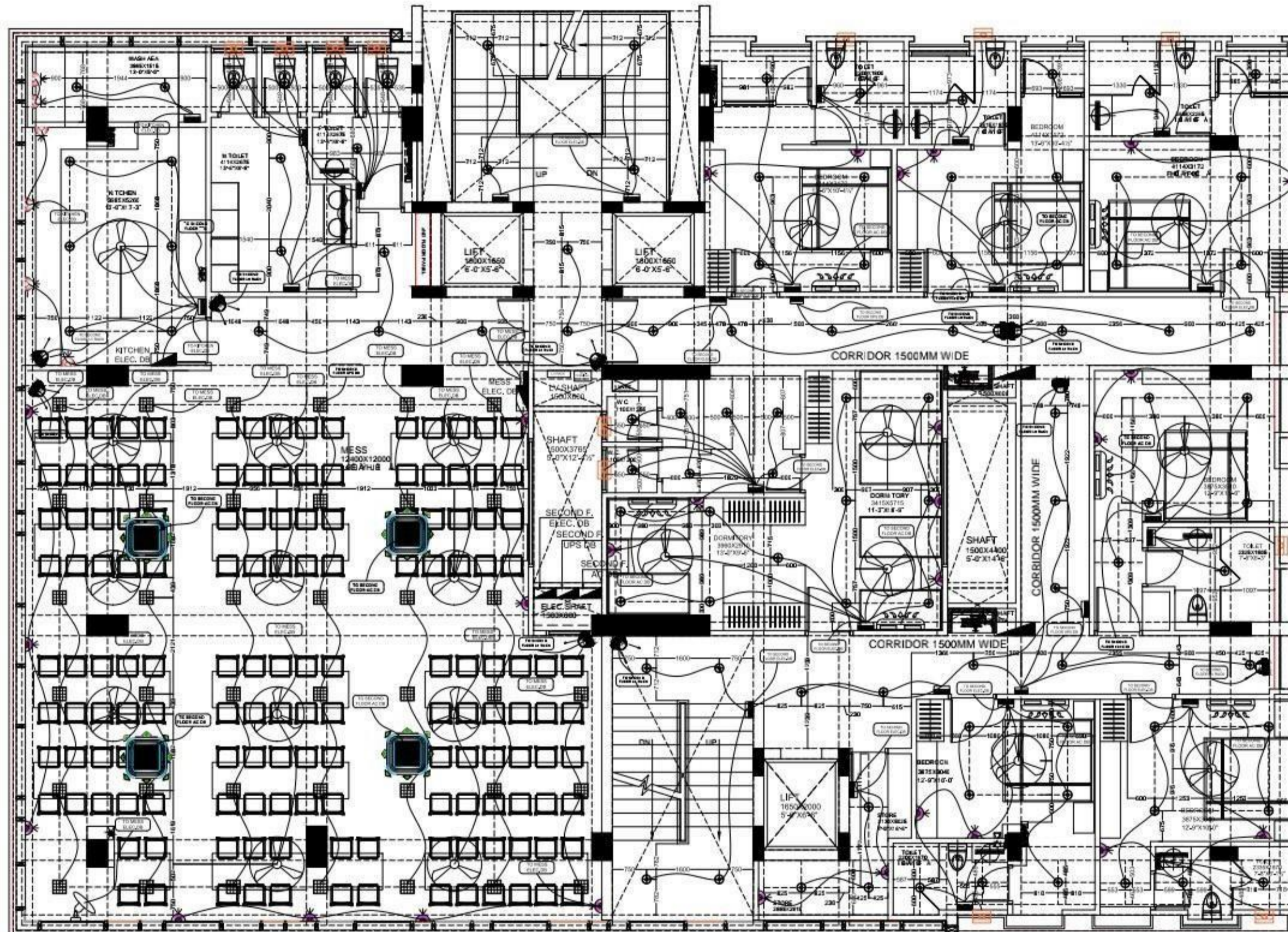
DRG. TITLE:  
**FIRST FLOOR  
 ELECTRICAL LAYOUT**

CHKD BY:  
 LOKESH JOSHI

DRN BY:  
 G.S. CHAUHAN

FILE NAME:

|                     |           |
|---------------------|-----------|
| SCALE:<br>N T S     | DRG.No.   |
| DATE:<br>22/11/2024 | NORTH<br> |
|                     | SHEET NO. |



# SECOND FLOOR ELECTRICAL LAYOUT

| LEGEND |                                             |
|--------|---------------------------------------------|
| SYMBOL | DESCRIPTION                                 |
|        | DISTRIBUTION BOX                            |
|        | SWITCH BOARD (6A SOCKET & SWITCHES) (-6A7)  |
|        | 16 A. POWER SOCKET WITH SWITCH (-2-67)      |
|        | 6A SOCKET WITH SWITCH (-1-67)               |
|        | DOME CAMERA                                 |
|        | CEILING LIGHT                               |
|        | CEILING LIGHT (TV)                          |
|        | SPLIT AC                                    |
|        | MIRROR LIGHT                                |
|        | WALL BRACKET LIGHT                          |
|        | WALL FAN                                    |
|        | EXHAUST FAN                                 |
|        | POP UP BOX                                  |
|        | 3 x 1.5 SQMM LIGHT CONTROL CU. WIRE         |
|        | 3 x 1.5 SQMM LIGHT CONTROL UPS WIRE         |
|        | 3 x 2.5 SQMM CU. WIRE FOR UPS LIGHT CIRCUIT |
|        | 3 x 2.5 SQMM CU. WIRE FOR AC IDU            |
|        | 3 x 4.0 SQMM CU. WIRE FOR POWER CIRCUIT     |
|        | 3 x 2.5 SQMM CU. WIRE FOR LIGHT CIRCUIT     |
|        | CAT-6 LAN WIRE RJ-45 JACK TO LAN SWITCH     |
|        | 2 PAIR TELEPHONE WIRE RJ-45 JACK TO TTB     |
|        | RG-6 TV CABLE SETUP BOX TO TV SPLITTER      |
|        | CAT-6 CCTV CABLE CCTV CAMERA TO NVR         |

MEP CONSULTANT : -  
**cube consultant**  
 A-8, PATH NO. 4, JAMUNA NAGAR,  
 SODALA, JAIPUR-302006  
 MAIL: - cubemep@gmail.com  
 PH. NO. +91 141 2221089, 9214308430.

|                           |                 |                  |
|---------------------------|-----------------|------------------|
| DEALT BY<br>MANISH MEWARA | REVISION<br>R-0 | DATE: 23-12-2025 |
|---------------------------|-----------------|------------------|

|        |  |
|--------|--|
| DWG NO |  |
|--------|--|

| NO. | DATE | DESCRIPTION |
|-----|------|-------------|
|-----|------|-------------|

REVISIONS  
 PROJECT TITLE:  
 PROPOSED INSTITUTION LAYOUT  
 METRO ENCLAVE, AT 6 2 BYPASS ROAD, JAIPUR.

CLIENT:  
 G.K.A.P.

ARCHITECT:  
**ADS** ARCHITECTURAL DESIGN & SERVICES  
 E-46, HANUMAN PATH, SHYAM NAGAR  
 NEW SANGANER ROAD, JAIPUR.  
 Ph: 0141-4013343, 4043343  
 e-mail: ads.design78@yahoo.co.in

DRG. TITLE:  
 SECOND FLOOR  
 ELECTRICAL LAYOUT

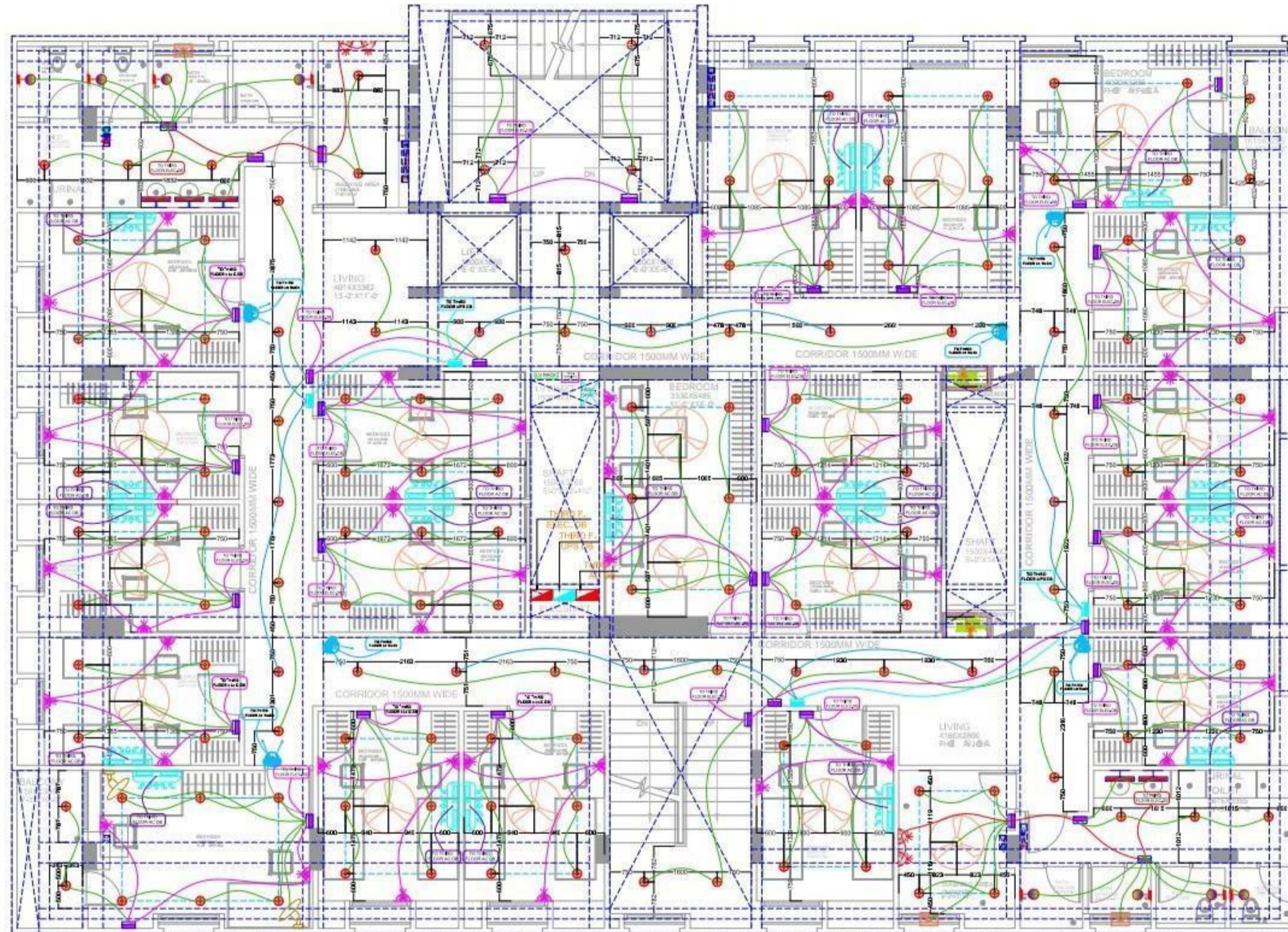
CHKD BY:  
 LOKESH JOSHI

DRN BY:  
 G.S. CHAUHAN

FILE NAME:

|                 |         |
|-----------------|---------|
| SCALE:<br>N T S | DRG.No. |
|-----------------|---------|

|                     |           |           |
|---------------------|-----------|-----------|
| DATE:<br>22/11/2024 | NORTH<br> | SHEET NO. |
|---------------------|-----------|-----------|



## 3rd TO 6th FLOOR ELECTRICAL LAYOUT

| LEGEND |                                             |
|--------|---------------------------------------------|
| SYMBOL | DESCRIPTION                                 |
|        | DISTRIBUTION BOX                            |
|        | SWITCH BOARD (6A SOCKET & SWITCHES) (-407)  |
|        | 16A POWER SOCKET WITH SWITCH (+2-57)        |
|        | 6A SOCKET WITH SWITCH (+2-67)               |
|        | DOME CAMERA                                 |
|        | CEILING LIGHT                               |
|        | CEILING LIGHT (5x1)                         |
|        | SPLIT AC                                    |
|        | MIRROR LIGHT                                |
|        | WALL BRACKET LIGHT                          |
|        | WALL FAN                                    |
|        | EXHAUST FAN                                 |
|        | POP UP BOX                                  |
|        | 3 x 1.5 SQMM LIGHT CONTROL CU. WIRE         |
|        | 3 x 1.5 SQMM LIGHT CONTROL UPS WIRE         |
|        | 3 x 2.5 SQMM CU. WIRE FOR LPS LIGHT CIRCUIT |
|        | 3 x 2.5 SQMM CU. WIRE FOR AC/IDU            |
|        | 3 x 4.0 SQMM CU. WIRE FOR POWER CIRCUIT     |
|        | 3 x 2.5 SQMM CU. WIRE FOR LIGHT CIRCUIT     |
|        | CAT-6 LAN WIRE RJ-45 JACK TO LAN SWITCH     |
|        | 2 PAIR TELEPHONE WIRE RJ-11 JACK TO TTB     |
|        | RG-6 TV CABLE SETUP BOX TO TV SPLITTER      |
|        | CAT-6 CCTV CABLE CCTV CAMERA TO NVR         |

MEP CONSULTANT :-  
**cube consultant**  
 A-8, PATH NO. 4, JAMUNA NAGAR,  
 SODALA, JAIPUR-302006  
 MAIL: - cubemep@gmail.com  
 PH. NO. +91 141 2221089, 9214308430.

|                           |                 |                  |
|---------------------------|-----------------|------------------|
| DEALT BY<br>MANISH MEWARA | REVISION<br>R-0 | DATE: 16-01-2026 |
| DWG NO                    |                 |                  |

| NO.       | DATE | DESCRIPTION |
|-----------|------|-------------|
| REVISIONS |      |             |

PROJECT TITLE:  
**PROPOSED INSTITUTION LAYOUT**  
 METRO ENCLAVE, AT 6 2 BYPASS ROAD, JAIPUR.

CLIENT:  
 G.K.A.P.

ARCHITECT:  
**ADS** ARCHITECTURAL DESIGN & SERVICES  
 E-46, HANUMAN PATH, SHYAM NAGAR  
 NEW SANGANER ROAD, JAIPUR.  
 Ph: 0141-4013343, 4043343  
 e-mail: ads.design78@yahoo.co.in

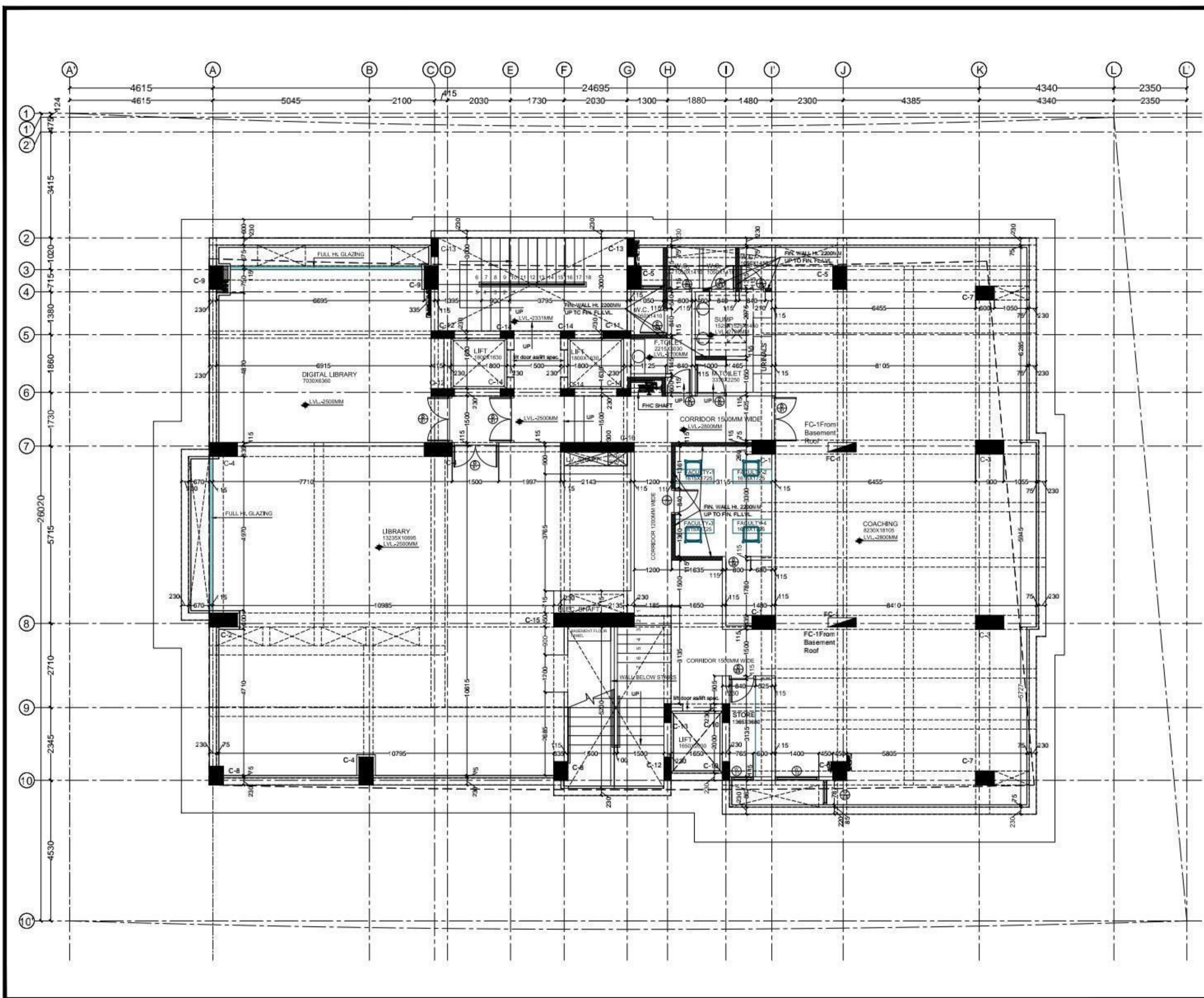
DRG TITLE:  
**3rd TO 6th FLOOR  
 ELECTRICAL LAYOUT**

CHKD BY:  
 LOKESH JOSHI

DRN BY:  
 G.S. CHAUHAN

FILE NAME:

|                     |           |
|---------------------|-----------|
| SCALE:<br>N T S     | DRG.No.   |
| DATE:<br>22/11/2024 | NORTH<br> |
|                     | SHEET NO. |



**DOOR'S & WINDOW'S OPENING SCHEDULE**

| S.NO                  | TYPE | WIDTH | HEIGHT | SILL LVL | INTEL LVL | REMARKS      | QOS |
|-----------------------|------|-------|--------|----------|-----------|--------------|-----|
| <b>A. DOOR</b>        |      |       |        |          |           |              |     |
| 1.                    | D1   | 1500  | 2460   | -        | 2460      | LIB COACHING | 04  |
| 2.                    | D2   | 1000  | 2460   | -        | 2460      | W.C. TOILET  | 01  |
| 3.                    | D3   | 840   | 2460   | -        | 2460      | TOILETS      | 05  |
| 4.                    | D3A  | 840   | 2130   | -        | 2130      | STORE        | 01  |
| 5.                    | D4   | 800   | 2460   | -        | 2460      | FAC. ROOM    | 03  |
| <b>B. WINDOW</b>      |      |       |        |          |           |              |     |
| 1.                    | W1   | 785   | 1710   | 750      | 2460      | STORE        | 01  |
| 2.                    | W2   | 1400  | 2310   | 150      | 2460      | COACHING     | 01  |
| 3.                    | W3   | 880   | 2310   | 150      | 2460      | COACHING     | 01  |
| 4.                    | W4   |       |        |          |           |              |     |
| 5.                    |      |       |        |          |           |              |     |
| 6.                    |      |       |        |          |           |              |     |
| <b>C. DOOR/WINDOW</b> |      |       |        |          |           |              |     |
| 1.                    | DW1  |       |        |          |           |              |     |
| <b>D. VENTILATOR</b>  |      |       |        |          |           |              |     |
| 1.                    |      |       |        |          |           |              |     |
| 2.                    |      |       |        |          |           |              |     |

- NOTE :-**
1. ALL LVL ARE MENTIONED WITH REFERENCE TO FINISHED GROUND FLOOR LVL.
  2. FINISHED GROUND FLOOR LVL. +1050 MM
  3. GROUND FLOOR CEILING HT. 4775 MM FROM FIN. GROUND FLOOR LVL. (+1050 MM)
  4. BASEMENT CEILING HT. 3325MM (UPPER LVL.) FROM FIN. BASEMENT LVL. (-2500 MM)
  5. BASEMENT CEILING HT. 3175MM (LOWER LVL.) FROM FIN. BASEMENT LVL. (-2800 MM)
  6. FIN. DRIVEWAY LVL. +600 MM
  7. FIN. DRIVEWAY LVL. +450 MM (NORTH SIDE)
  8. FOR FLOORING TAKE 75MM MARGIN
  9. THIS DRG. IS NOT TO SCALE ONLY WRITTEN DIMENSION ON TO FOLLOW
  10. ALL DIMENSION ARE IN MM

| NO. | DATE | DESCRIPTION |
|-----|------|-------------|
|     |      |             |
|     |      |             |
|     |      |             |

**REVISIONS**

PROJECT TITLE:  
**PROPOSED INSTITUTION LAYOUT**  
 METRO ENCLAVE, AT B-28 PAVAN ROAD, JAPUR.

CLIENT:  
**G.K.A.P.**

ARCHITECT:  
**ARCHITECTURAL DESIGN & SERVICES**  
 E-88, HANUMAN PATH, SHYAM NAGAR  
 NEW SANGHER ROAD, JAPUR.  
 Ph: 8141-473343, 48433443  
 e-mail: ads@ads.in

DRG. TITLE:  
**BASEMENT WORKING PLAN**

CHKD BY:  
**LOKESH JOSHI**

DRN BY:  
**G.S. CHAUHAN**

FILE NAME:  
 D:\EXTERIOR PROJECT\GKAP

SCALE:  
 N T S

DRG. No.  
 2024/03/GKAP13

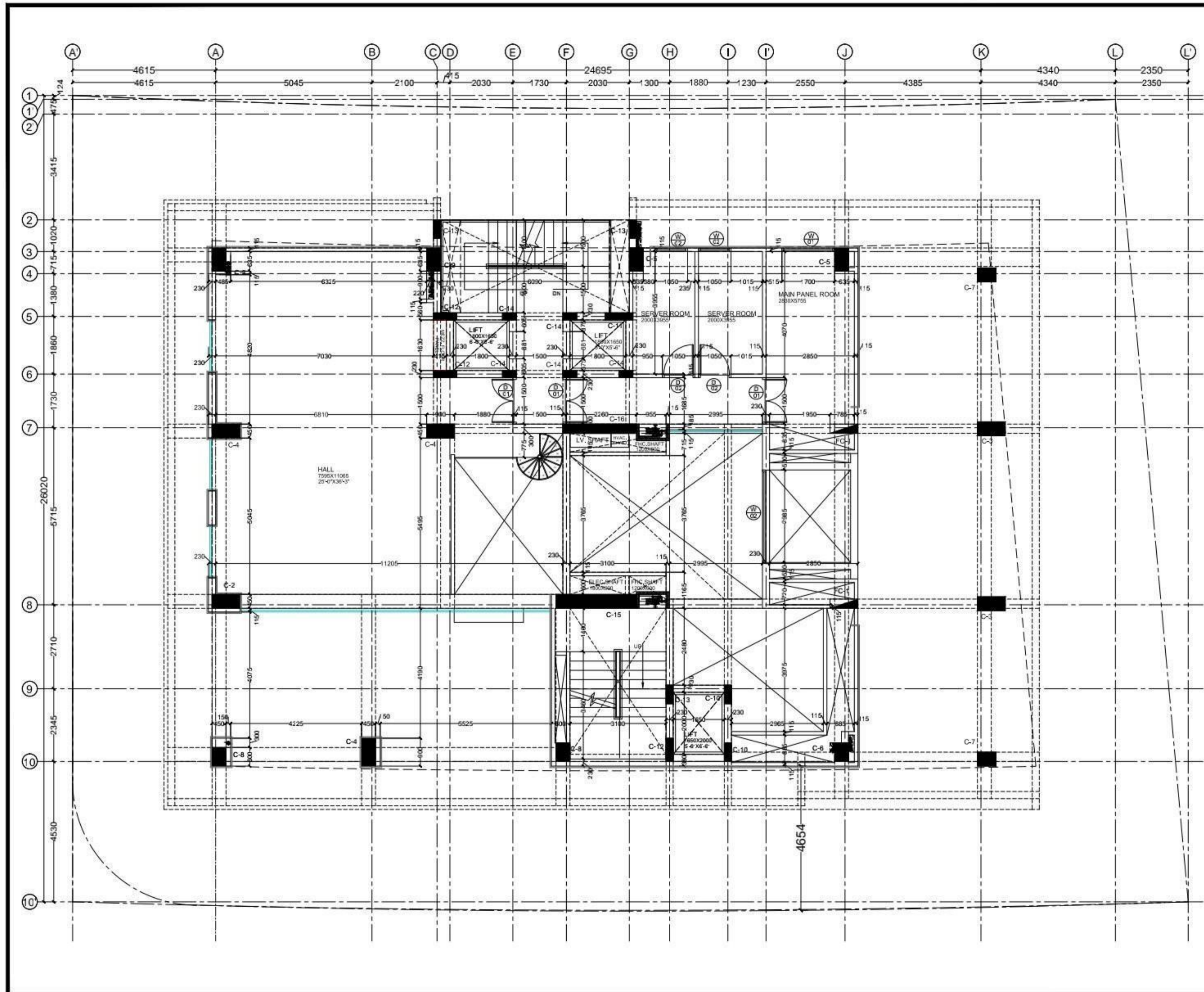
DATE:  
 20/12/2024

REVISION:  
 29/10/2025

NORTH

SHEET NO.  
**13**





**DOOR'S & WINDOWS OPENING SCHEDULE**

| S.NO.                 | TYPE | WIDTH | HEIGHT | SILL LVL | UNTEL LVL | REMARKS     | NOS. |
|-----------------------|------|-------|--------|----------|-----------|-------------|------|
| <b>A. DOOR</b>        |      |       |        |          |           |             |      |
| 1.                    | D1   | 1500  | 2150   | -        | 2150      | MAN P. ROOM | 02   |
| 2.                    | D2   | 1050  | 2150   | -        | 2150      | COM. ROOM   | 03   |
| 3.                    | D3   |       |        |          |           |             |      |
| 4.                    | D4   |       |        |          |           |             |      |
| 5.                    | D5   |       |        |          |           |             |      |
| 6.                    | D6   |       |        |          |           |             |      |
| 7.                    | D7   |       |        |          |           |             |      |
| 8.                    | D8   |       |        |          |           |             |      |
| <b>B. WINDOW</b>      |      |       |        |          |           |             |      |
| 1.                    | W1   | 1700  | 2050   | 100      | 2150      | MAN P. ROOM | 01   |
| 2.                    | W2   | 1050  | 2050   | 100      | 2150      | SERVER ROOM | 02   |
| 3.                    | W3   |       |        |          |           |             |      |
| 4.                    | W4   |       |        |          |           |             |      |
| 5.                    |      |       |        |          |           |             |      |
| 6.                    |      |       |        |          |           |             |      |
| <b>C. DOOR/WINDOW</b> |      |       |        |          |           |             |      |
| 1.                    |      |       |        |          |           |             |      |
| <b>D. VENTILATOR</b>  |      |       |        |          |           |             |      |
| 1.                    |      |       |        |          |           |             |      |
| 2.                    |      |       |        |          |           |             |      |

- NOTE :-**
1. ALL LVL. ARE MENTIONED WITH REFERENCE TO FINISHED GROUND FLOOR LVL.
  2. FINISHED GROUND FLOOR LVL. +1050 MM
  3. GROUND FLOOR CEILING HT. 4825 MM FROM FIN. GROUND FLOOR LVL. (+1050 MM)
  4. GROUND FL. TO MEZZANINE CEILING HT. 2400 MM FROM FIN. GROUND FLOOR LVL. (+1050 MM)
  5. MEZZANINE TO FIRST FL. CEILING HT. 2150 MM FROM FIN. GROUND FLOOR LVL. (+1050 MM)
  6. FIN. DRIVEWAY LVL. +600 MM
  7. FIN. DRIVEWAY LVL. +450 MM (NORTH SIDE)
  8. FOR FLOORING TAKE 75MM MARGIN
  9. THIS DRG. IS NOT TO SCALE ONLY WRITTEN DIMENSION TO BE FOLLOW
  10. ALL DIMENSION ARE IN MM

|                                                                                                                                                                                            |                             |                 |
|--------------------------------------------------------------------------------------------------------------------------------------------------------------------------------------------|-----------------------------|-----------------|
| NO.                                                                                                                                                                                        | DATE                        | DESCRIPTION     |
| <b>REVISIONS</b>                                                                                                                                                                           |                             |                 |
| PROJECT TITLE:<br>PROPOSED INSTITUTION LAYOUT<br>METRC ENCLAVE, AT B2 BYPASS ROAD, JAMPUR.                                                                                                 |                             |                 |
| CLIENT:<br>G.K.A.P.                                                                                                                                                                        |                             |                 |
| ARCHITECT:<br><b>ADS</b> ARCHITECTURAL DESIGN & SERVICES<br>E-68, HANUMAN PATH, SHYAM NAGAR<br>NEW SAHAGNER ROAD, JAMPUR.<br>PH: 0141-4013343, 4043343<br>E-MAIL: ads@adsgrp07@yahoo.co.in |                             |                 |
| DRG. TITLE:<br>WORKING PLAN<br>(MEZZANINE LEVEL)                                                                                                                                           |                             |                 |
| CHKD BY:<br>LOKESH JOSHI                                                                                                                                                                   |                             |                 |
| DRN BY:<br>G.S. CHAUHAN                                                                                                                                                                    |                             |                 |
| FILE NAME:<br>D:\EXTERIOR PROJECT\G\GKAP                                                                                                                                                   |                             |                 |
| SCALE:<br>N.T.S.                                                                                                                                                                           | DRG. No.<br>2024/03/GKAP/20 |                 |
| DATE:<br>05/05/2025                                                                                                                                                                        | NORTH<br>                   | SHEET NO.<br>20 |





